




ANALOGUE MODULAR DOOR PHONE



Increase efficiency and stop unwelcome visitors entering your premises.

Telstrom's door entry systems are easily integrated with your phone system, VOIP network or Telephone provider. Whether you require a single door entry solution or have a multi-tenanted complex. We have a wide selection of both Analogue and IP Door Phones with optional built in IP or analogue video.

Benefits of Telstrom Door Phones

- Stop unwelcome visitors to your premises.
- Increase efficiency - View and talk with visitors from computer or desk video / phone.
- Easily integrate with existing phone system or new phone system.
- Allow access to your entrance with a click of your mouse.
- Maintain professional image and good first impressions.

IP Video

View and speak to your visitors from anywhere in the world (via VOIP). Using your computer or an IP Video Phone, when someone calls at your front door, the video of the person automatically pop's up on your screen. Then with the click of a button, you can either talk with them or open/close the front door and control a second switch. e.g. Turn on the light for them. The visitor at the gate is not aware that you are watching them.

Versatile Modular options

With the Analogue and IP Modular Door Phones you can have dedicated named buttons that directly connect you to the person required. A keypad allows dialing a larger list of contacts or can be used to gain entry with a PIN.

- Up to 64 Backlit Name Plate Buttons.
- Keypad for coded access (*password to open the door from the keypad*) and ability to dial 1000's of extensions.
- Name display module (*For a printed backlit display for showing tenants names and numbers*)
- IP or Analogue Video Module

Ask for our easy to use configurator to help you customise your ideal door entry solution.

Models and options available

Choose from our range of Door Phones with a wide range of optional add ons to suite your required door entry solution.

MODELS & ADD ONS	IP	SLIMMER	ANALOGUE	SLIMMER	MODULAR
Analogue			●		●
IP	●				●
No. Buttons	1,2	1,2,4			0-64*
Keypad					●
Analogue Video					●
IP Video	●				●
Rain hood		#	●		●
Flush Mount					●
Surface Mount	●		●		●
Anti-vandal	●				●
Switches	2		1		2

For extra weather protection use Anti-Vandal option.
* With KeyPad maximum buttons: IP=24 & Analogue=18.



For more information, visit www.telstrom.net, email sales@telstrom.net

ANALOGUE MODULAR DOOR PHONE

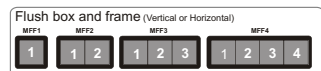
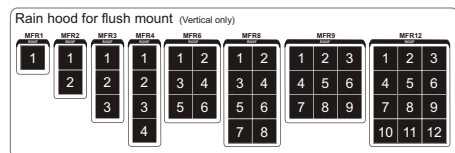
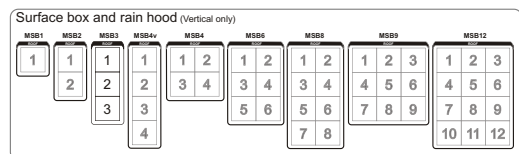
The Telstrom ANALOGUE MODULAR DOOR PHONE is a truly unique modular door entry system.

Featuring:

- Vertical or horizontal installation options.
- Back-lit LED name plates
- H.263 IP Video and MJPEG Stream or Analogue CCD Video
- Anodised aluminium frame

Available modules:

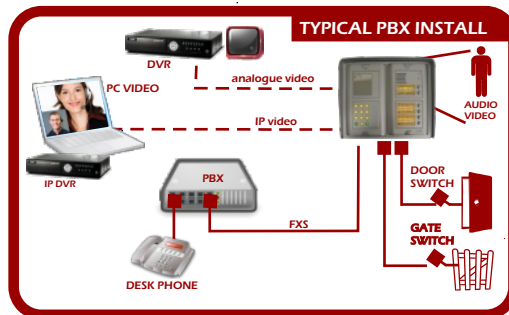
- Keypad for dialing or for coded access
- IP H.263 camera or CCD
- 1,2 or 4 button with back-lit name plates.
- Expand to 64 buttons (without keypad)
- Expand to 18 buttons with Keypad



The Analogue Modular door phone range can be powered directly from a PSTN or PBX extension, or run from a 12V source if back lighting is required. Voice is transmitted via two wire analogue and optional video is transmitted via either Ethernet or Coax depending on requirements.

Two separate outputs allow release of door and switch doorway light on or perimeter gate / vehicle gate followed by building entrance release depending on your requirements. Access to your guest is given by selecting keys on your telephone handset (via DTMF) any time during the call.

Ask for our Modular Door Phone configurator to assist in specifying your requirements.



CONTROLLER



Flush Mount



ANALOGUE OR IP CAMERA



Surface Mount




4 BUTTON EXTENDER



Day/Night Mode



2 Switches



KEYPAD



IP VIDEO



CCD VIDEO



Technical Specifications

Product name:	MODULAR DOOR PHONE	Consumption:	300mA - 12VDC
Interface:	FXS	Max. switch voltage:	48V at < 1A
Video Interface:	Ethernet (IP option) Or CCD (option)	Max. current of switch:	2A at < 30 V
Bandwidth:	300 Hz to 3400 Hz	Operational temperature:	-20 to +50 °C
Power Supply:	12VDC ± 2V , 10-12VAC ± 2V	Dimensions in mm:	H:185 x W:99 x D:40
Enviromental:	IP53	Exposed to weather:	Use roof